



JUDOGI REQUIREMENTS AND JUDOgi CONTROL PROCEDURE


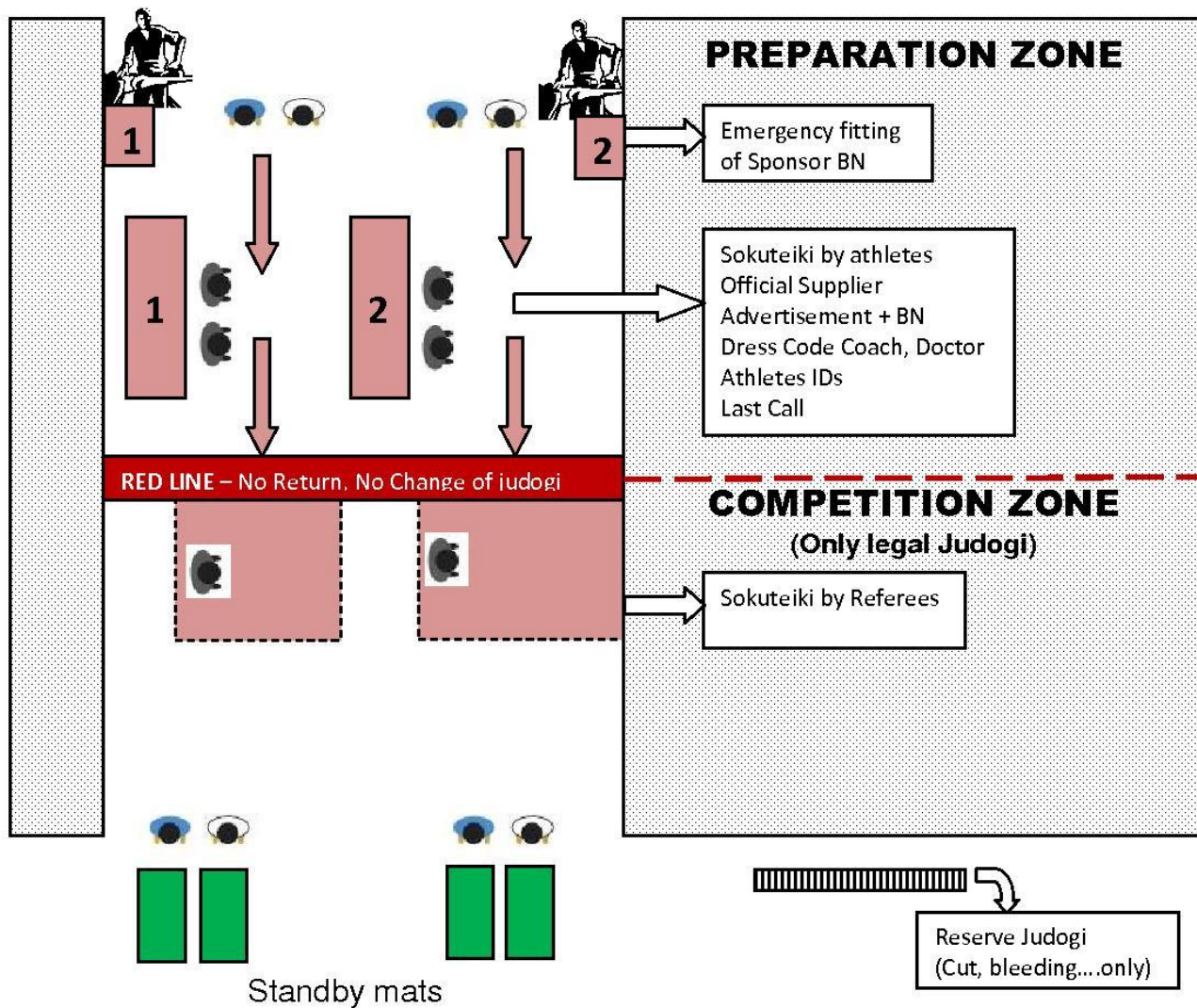
(UPDATE 31ST AUGUST 2011)

In order to restore **responsibility of competitors for their equipment (judogi)**, fair conditions for all athletes, **basic hygiene conditions** and smooth running of events, the EJU is setting amended judogi control procedure starting at the European Championships Seniors 2011 in Istanbul. This procedure does not change any relevant rules on judogi, the aim is to make control smooth and effective.

1. At the accreditation, the coach or team representative will sign a document attesting that:
 - Judogi and belts of his athletes are of the IJF/EJU approved brand
 - Judogi are covered by the back number and the marking (emblems, publicity...) complying with the IJF/EJU marketing rules (enclosed)
 - Judogi and belts were controlled for each athlete by the Sokuteiki and they comply with its criteria on penalty of disqualification.
 - The trousers' and the jacket's color must be identical. It must be of a Pantone color complying with the IJF current Judogi rules.
 - The athletes were informed that if the back number publicity (sponsor) is torn down, it is necessary to replace it, on penalty of disqualification.
2. Checking area of athletes and judogi control will be set according to attached diagram
3. Sokuteiki control will be performed by local referees with IJF license who are not involved in refereeing of the Championships and by National referees with the highest national license. In case of any doubt the Refereeing Director or Refereeing Instructor on duty at the Championships will be consulted and then final decision taken together.
4. The reserve judogi will be provided to an athlete only in case of rupture, cut, stains from bleeding and similar reasons for which an athlete cannot continue fighting in his own Gi.
5. **In no case will the reserve judogi be provided at control area for markings and advertisement (marketing) and for legal size (Sokuteiki control). Reserve judogi stand will be placed in competition zone.**

EJU JUDOGI CONTROL PROCEDURE

From EC Seniors Istanbul 2011





Judogi Declaration

Tournament: _____

Participating Federation: _____

Please tick all points below

- ☐ All Judogi and Belts of our Team are of the IJF / EJU approved brand
- ☐ All Judogi have the back number/even sponsors and advertisement according to current EJU rules.
- ☐ Judogi and belts were controlled for each athlete by the Sokuteiki and they comply with its criteria on penalty of disqualification.
- ☐ The trousers and the jacket's color are identical. It is of a Panton color according to the IJF current Judogi rules.
- ☐ The athletes were informed that if a back number or sponsor is torn down, it is necessary to be replaced, on penalty of disqualification.
- ☐ The athletes were informed that reserve judgi WILL NOT be available at controls of marketing and sukoteki before the contest

Team Coach *or his representative* _____
Name and Surname

Signature: _____

Date: _____



Judogi Requirements: Marketing & Technical

The following extract of the IJF Judogi Rules is applicable as from 31st August 2011, at all EJU Tournaments including:

- European Championships (excluding Kata & Veterans)
- World Cups (in EJU territory)
- European Cups

Page 3 from the original IJF information was removed, as it is not applicable for EJU tournaments.

Only technical rules are required for Kata European Championships & Veterans European Championships.

I N T E R N A T I O N A L J U D O F E D E R A T I O N



GUIDANCE OF JUDOGI CONTROL DURING IJF COMPETITIONS

**Applicable from the Seniors World
Championships of Paris 2011**

Document in English and French

15/06/2011

IJF JUDOGI SUPPLIERS UPDATED ON 15/06/2011:

Master IJF Supplier



Green Hill

2nd Category Supplier



SFJAM Noris



DANRHO Sport Rhode GmbH

3rd Category Supplier



Mizuno



Adidas Double D



Hayakawa (Kusakura)



Budo Sport (HIKU)



Essimo



Matsuru



Fighting Film

Judogi Control procedure:

- 1/The judogi must not be wet, and show any particular stains.
- 2/The jacket and the trousers need to be of the same brand and of a uniform color.
- 3/The name of the fighter on the accreditation card has to correspond to the backnumber.
- 4/The “IJF Approved” label on the jacket, the trousers and the belt is controlled with a UV optical lamp.
- 5/The logo of the judogi manufacturer approved as “IJF Official supplier” must appear on the jacket, the trousers and the belt. The brand of the judogi manufacturer must be identical for the jacket and the trousers.
- 6/The appropriate backnumber, entirely sewed, with the name of the competitor (corresponding to the accreditation card) and the dedicated advertising of the competition (which can be different for the white and blue judogi according to the competition protocol).
- 7/National emblem (on the left side of the jacket at the chest level)
- 8/Control of the corresponding advertising
- 9/Control of jackets, trousers (the malleolus must be visible and accessible for checking the length of the trousers) and belt size in compliance with the current regulations
- 10/Control of any Protections (knee pad, elbow pad, shin pad...). No metallic part or any other part made of rigid material is allowed. The control of the size of the judogi is operated with the worn protections.
- 11/Long hair must be tied.

Wearing-out or bloodstain:

- A fighter’s judogi must not show any worn out signs, particularly on the collar and the lapel. If the condition of the judogi is assessed as unsatisfactory, the fighter must wear a spare judogi.
- In case of a bloodstain on the judogi, the fighter must wear a spare judogi.

Marking material (logo, emblem, advertising...):

Markings have to be made with material which doesn't prevent good judo practice.

** In case a fighter wears a color belt (brown, blue or green), this one must be made of soft material. Exemption of the IJF label. No element (sticky, sewed...) masking an element of judogi or belt is allowed.*

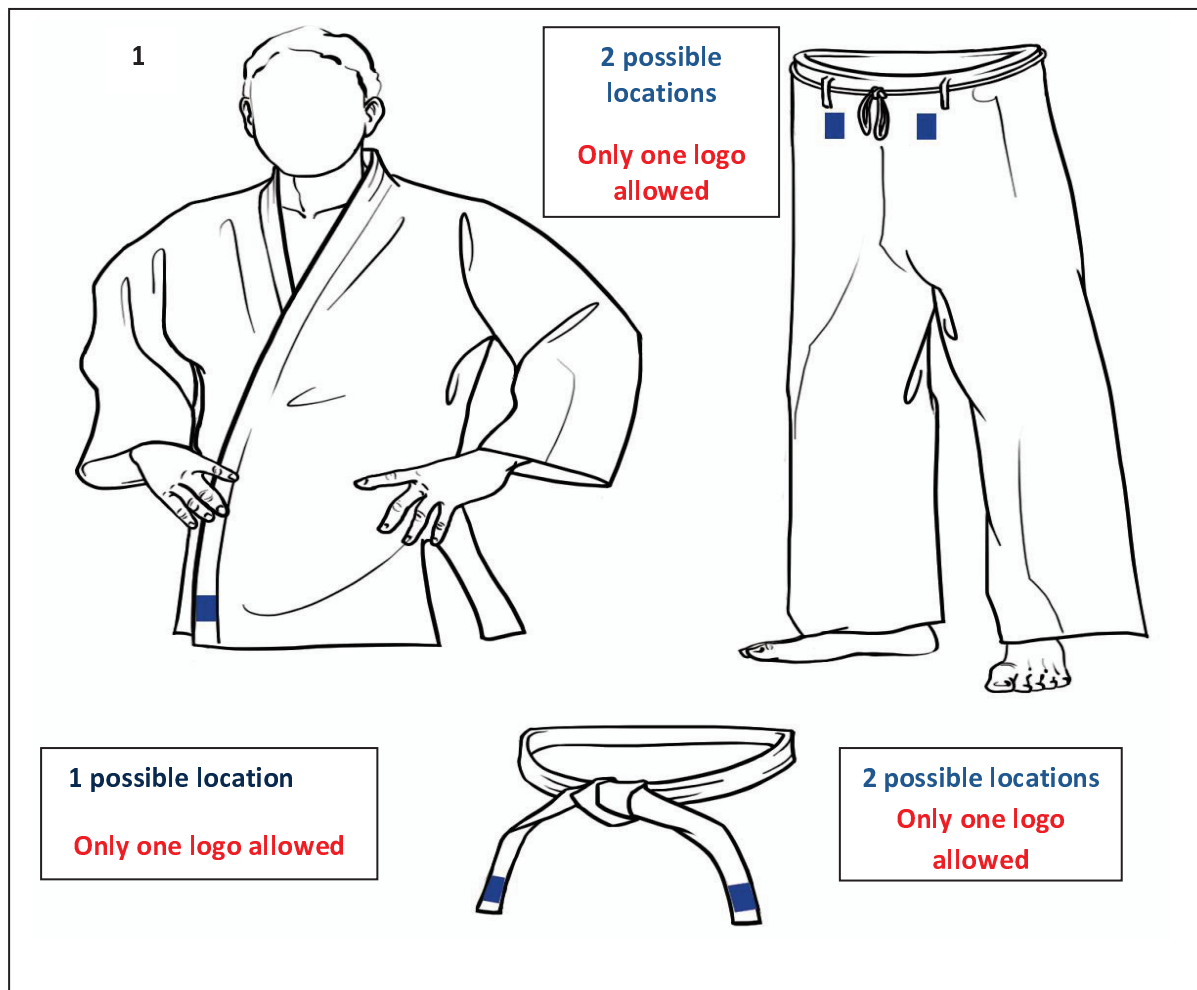
IJF Label (see picture 1):

Identification corresponding to IJF current rules.

Unforgeable optical label, of 20 cm² certifying that the judogi complies with the IJF current rules.

The label is fixed:

- on the front side and the bottom of the jacket, on the left side (jacket is folded on the right side), near or in the reinforced zone.
- on the front side and the top of the trousers, close to the middle.
- at one of the two edges of the belt*.



Location of the manufacturer's logo (see picture 2):

Only one manufacturer's logo per clothing item is allowed (jacket, trousers, and belt).

It must be in an area of maximum 20 cm² and should be fixed:

-On the jacket, in a visible area:

- Either on the bottom, on the left side (when jacket crossed on the right side), near or in the reinforced zone. See picture 2.
- Or at the bottom edge and inside the publicity zone permitted on the shoulders (25cmx5cm). See picture 2.

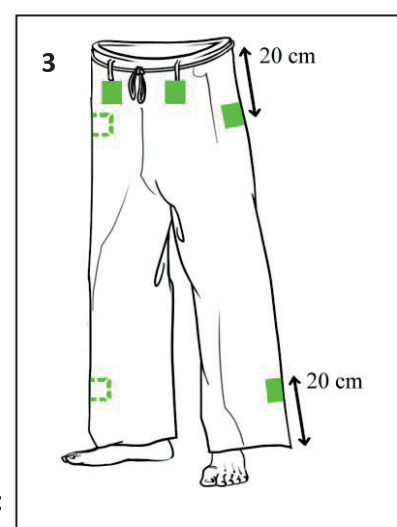


3 possible locations

Only one logo allowed

-On the trousers, in a visible area (see picture 3):

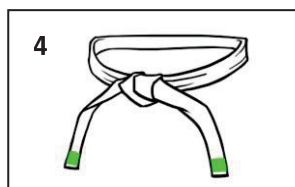
- Either at the top, at the front side or outside (maximum 20cm from the waist string)
- Or at the bottom, on one of the two trousers at the front side or outside (maximum 20 cm from the bottom of the lower edge of the trousers).



6 possible locations

Only one logo allowed

-On the belt, in a visible area, at one of the two edges (see picture 4):



2 possible locations

Only one logo allowed

National emblem (see picture 5):

Official identification of a nation, a National Olympic Committee or an IJF affiliated national federation.


No commercial brand can be associated to it. It is fixed on the left side, at the chest level. Maximum surface 100 cm².

*It can also appear in the publicity space.
(See picture 6)*

1 possible location

Only 1 emblem allowed

5



6

10cmX10cm

25cmX5cm



In EJU events, only EJU suppliers can advertise on the shoulder stripes.

4 possible locations

Advertising (see picture 6):

Advertising is allowed only on the jacket. It must respect the practical provisions of IJF. The advertising cannot mention political, denominational or sport organizations other than the IJF, the Continental Unions, member National Federations, their organizations and affiliated clubs. It is not permitted to make the promotion of tobacco, alcohol, any prohibited substances during the fight listed in the doping code, of any product, property or service contrary to the morals and to the good customs. On the visible part of the jacket the advertising can appear in 4 advertising spaces:

- on the sleeves, inside the surface of maximum 10x10 cm, situated at 25 cm from the lower part of the collar.
- on the shoulders, a stripe of 25cm x 5cm. The stripe must be calculated from the lower part of the collar down the sleeve.

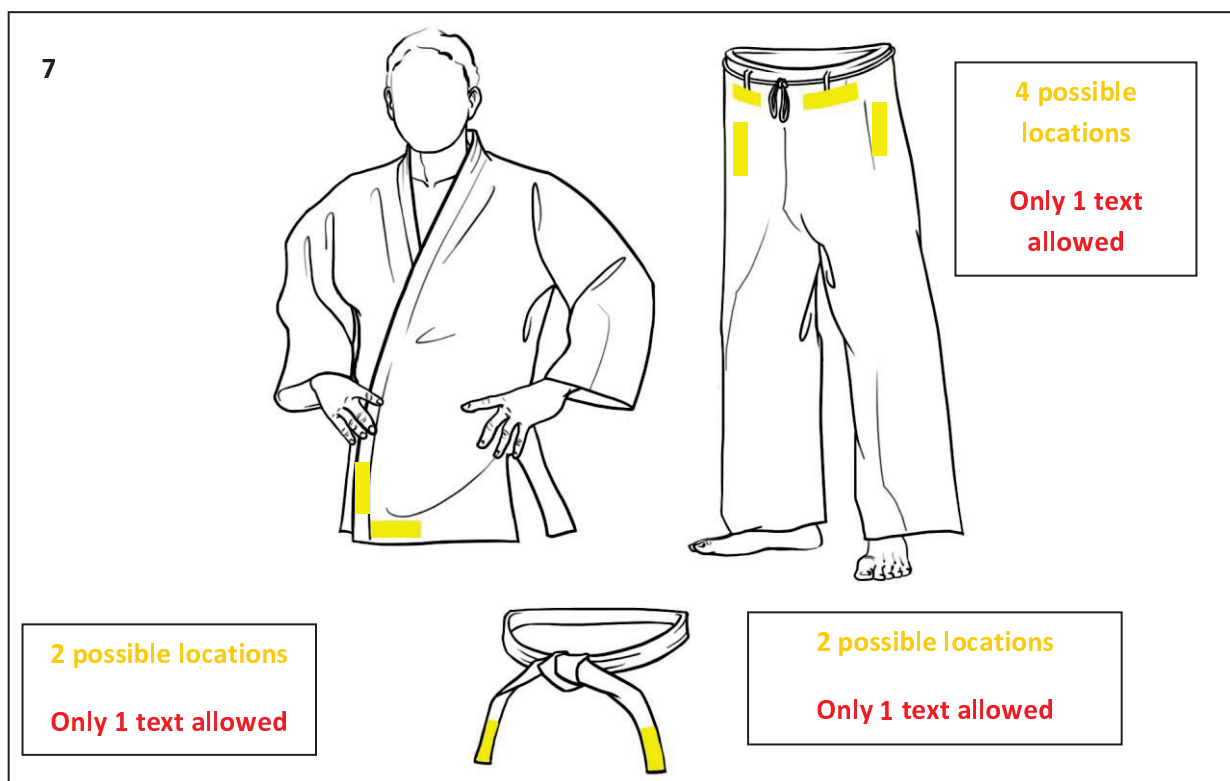
A Maximum of 4 different publicities are permitted. Only one publicity is allowed per space.

Marking (see picture 7):

The name of the fighter is permitted:

- On the bottom of the jacket
- On the top of the trousers
- On one of both extremities of the belt.

The letters composing the name of the fighter should not exceed a height of 4 cm and a length of 20cm. No other marking will be accepted.



Back number (see picture 8):

It is fixed on the back of the jacket, sewed in a solid and regular way. The top of the backnumber must be placed at 3 cm from the collar. During the competitions organized by IJF, it must include the publicity of the competition (which is different for white and blue judogi).



Color:

The jacket and the trousers should be of a uniform color and correspond to the following color references:

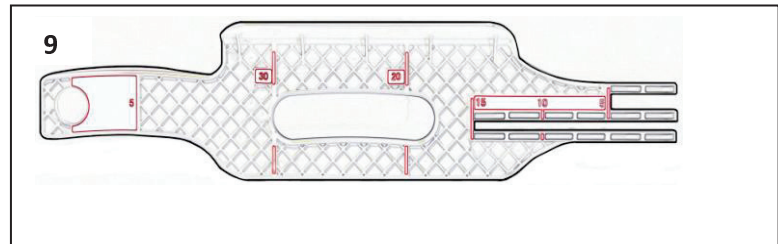
-White: Snow white reference

-Blue: maximum Pantone color: 285M

minimum Pantone color: 286M

Judogi size (see picture 9):

Judogi and belt are controlled by
SOKUTEIKI



Jacket (see picture 10):

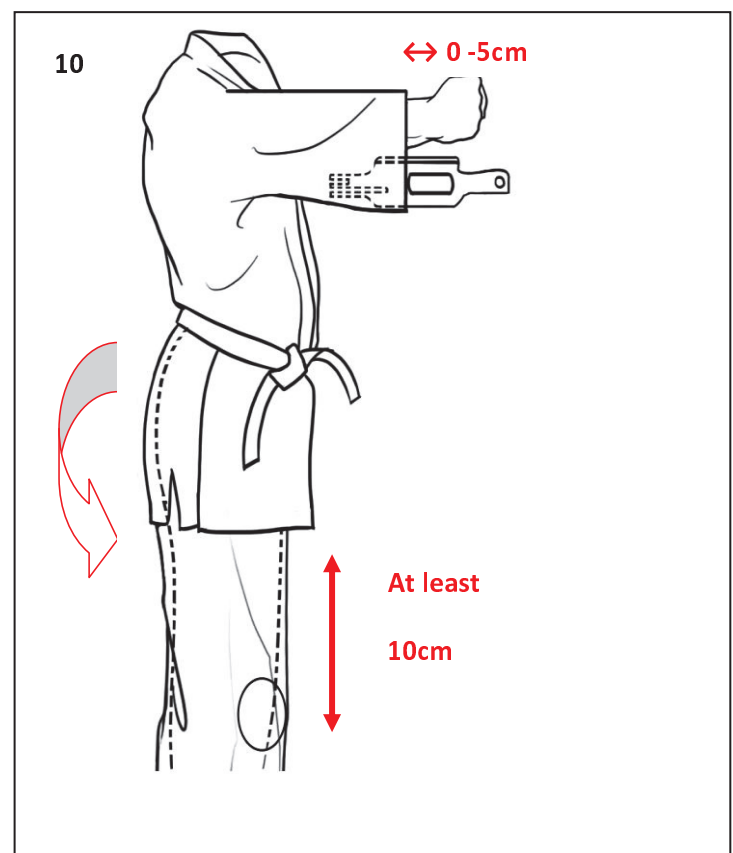
The jacket has to cover completely
the buttocks.

It has to be 10 cm at least from the knee.

At the sleeves level (During the control
the arms must be straight and fists
closed):

-the SOKUTEIKI must slip inside
entirely and smoothly.

-the distance between the edge of the
sleeve and the wrist must be between
0 and 5cm.

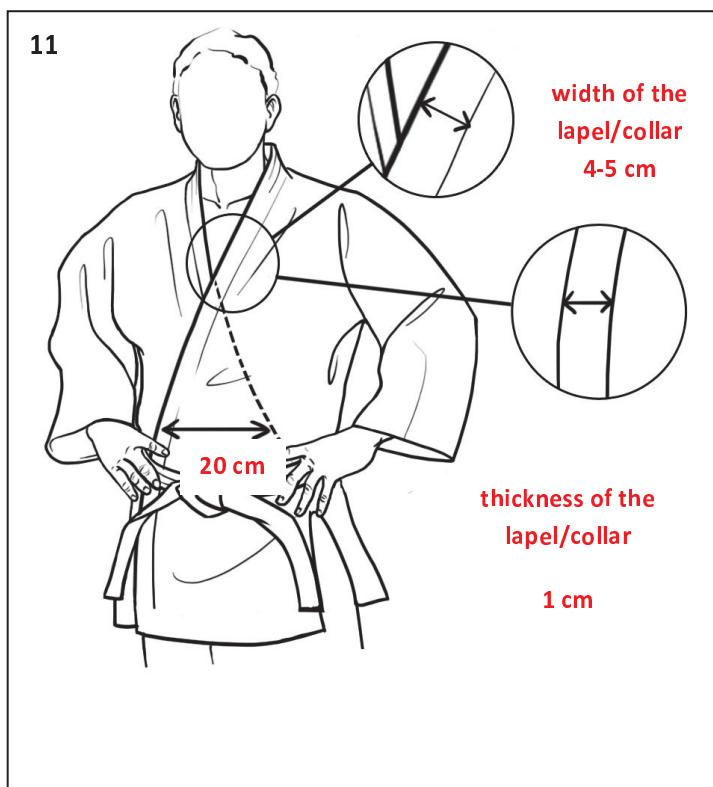


Picture 11

Crossing points of the jacket must be at more than 20 cm

-the thickness of the lapel side must be less or equal to 1cm.

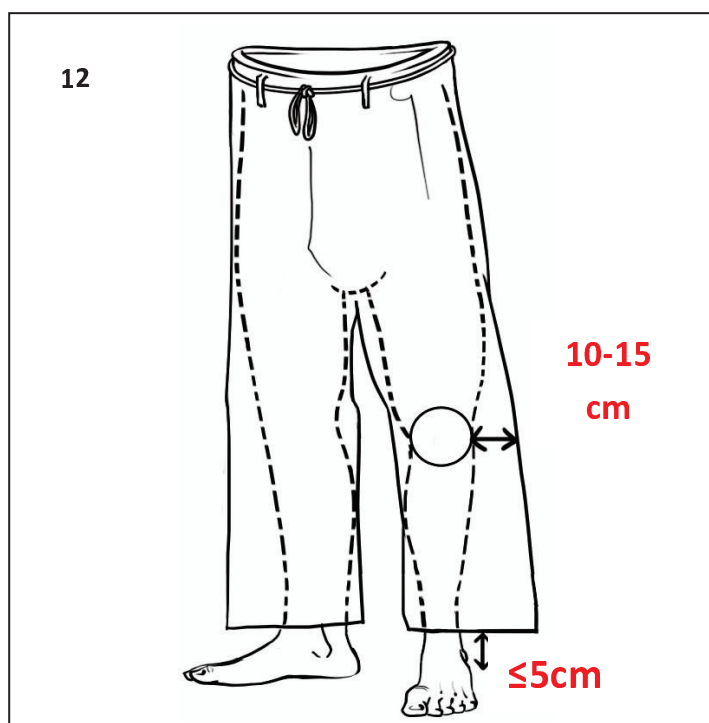
-the width of the lapel side must be between 4 and 5 cm.



Trousers (see picture 12):

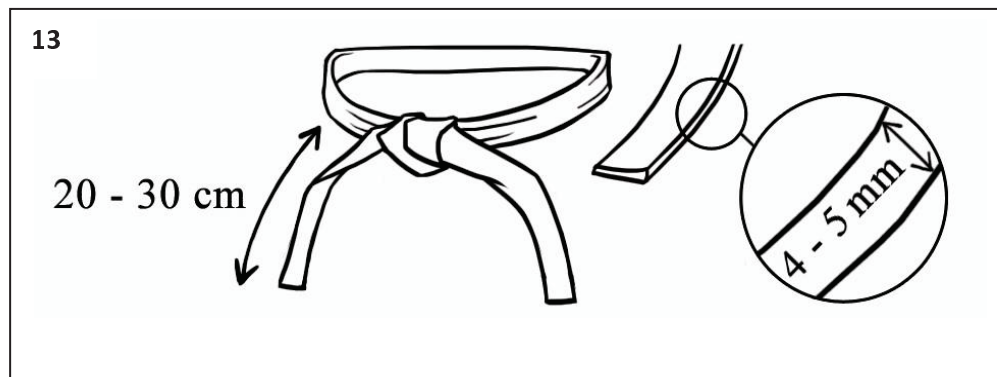
-the distance between the bottom of the trousers and the exterior malleolus (ankle) must be less or equal to 5 cm.

-the width must be between 10 and 15 cm at the knee level.



Belt (see picture 13):

- the thickness must be between 4 and 5 mm
- the tips starting from the central knot must have a length between 20 and 30 cm.
- the knot must be correctly and tightly made. The belt must not be made of a stiff and/or slipping material.

**Tee-shirt (for women)**

- of white color, short-sleeved, round-necked.
- marking of the manufacturer logo, of maximum 20 cm² is authorized. It cannot be visible while the judogi is done.
- the national emblem representing the official identification of a nation, a National Olympic Committee or national federation member of IJF can be fixed on the chest, on the left side.
- no commercial marking can appear.

IJF Lausanne Office

Maison du Sport International
Av. de Rhodanie 54, CH-1007 Lausanne
office@ijf.org

IJF President's Office

HUN 1051 Budapest,
Jozsef Attila str. 1
president@ijf.org

IJF General Secretariat

B.P.401
Sidi Bou Said 2026 Tunisia
gs@ijf.org

IJF General Treasury

Post Box No.3573
Abu Dhabi.
United Arab Emirates
gt@ijf.org

